

Dell OptiPlex XE2

Setup And Features Information

About Warnings

 **WARNING:** A WARNING indicates a potential for property damage, personal injury, or death.

Mini-Tower — Front and Back View

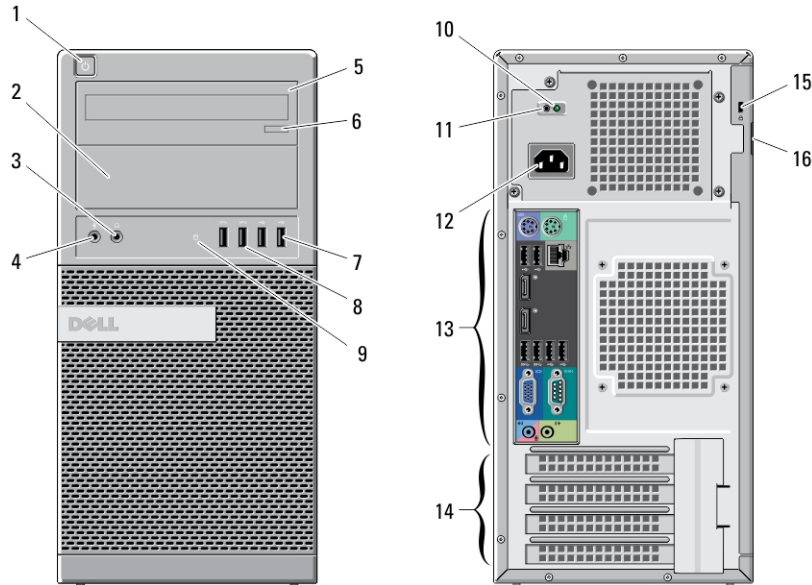


Figure 1. Front and Back View Of Mini-Tower

- | | |
|-------------------------------|------------------------------------|
| 1. power button, power light | 10. power-supply diagnostic light |
| 2. optical-drive bay | 11. power-supply diagnostic button |
| 3. headphone connector | 12. power connector |
| 4. microphone connector | 13. back panel connectors |
| 5. optical drive (optional) | 14. expansion-card slots (4) |
| 6. optical-drive eject button | 15. security-cable slot |
| 7. USB 2.0 connectors (2) | 16. padlock ring |
| 8. USB 3.0 connectors (2) | |
| 9. drive activity light | |



OCH4TDA00

Regulatory Model: D13M, D07S
Regulatory Type: D13M001, D07S001
2013 - 03

Mini-Tower — Back Panel View

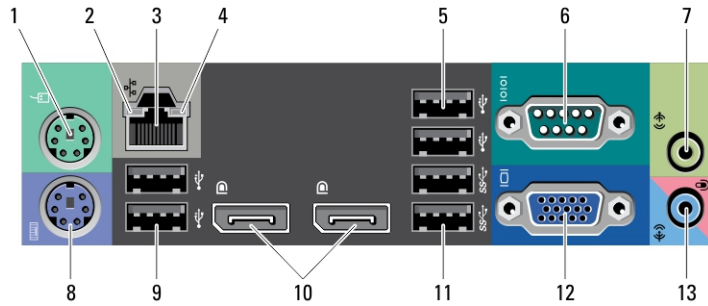


Figure 2. Back Panel View of Mini-Tower

- | | |
|---------------------------------|----------------------------------|
| 1. mouse connector | 8. keyboard connector |
| 2. network link integrity light | 9. USB 2.0 connectors (2) |
| 3. network connector | 10. DisplayPort connectors (2) |
| 4. network activity light | 11. USB 3.0 connectors (2) |
| 5. USB 2.0 connectors (2) | 12. VGA connector |
| 6. serial connector | 13. line-in/microphone connector |
| 7. line-out connector | |

Small Form Factor — Front and Back View

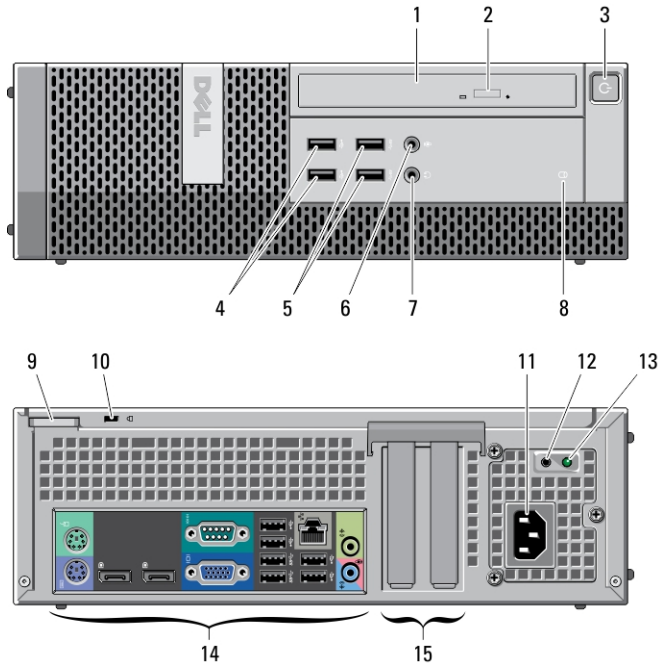


Figure 3. Front and Back Panel View Of Small Form Factor

1. optical drive
2. optical-drive eject button
3. power button, power light
4. USB 2.0 connectors (2)
5. USB 3.0 connectors (2)
6. microphone connector
7. headphone connector
8. drive activity light
9. padlock ring
10. security-cable slot
11. power connector
12. power supply diagnostic button
13. power supply diagnostic light
14. back panel connectors
15. expansion-card slots (2)

Small Form Factor — Back Panel View

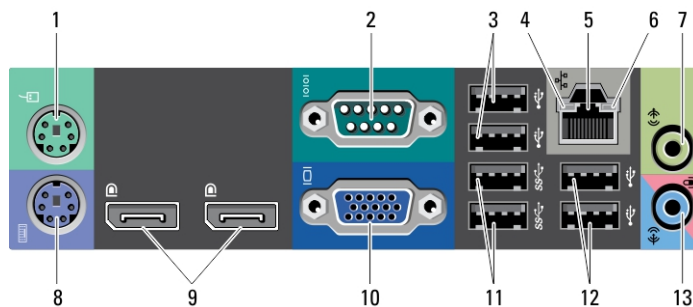


Figure 4. Back Panel View Of Small Form Factor

1. mouse connector
2. serial connector
3. USB 2.0 connectors (2)
4. network link integrity light
5. network connector
6. network activity light
7. line-out connector
8. keyboard connector
9. DisplayPort connectors (2)
10. VGA connector
11. USB 3.0 connectors (2)
12. USB 2.0 connectors (2)
13. line-in/microphone connector

Quick Setup

WARNING: Before you begin any of the procedures in this section, read the safety information that shipped with your computer. For additional best practices information, see www.dell.com/regulatory_compliance

NOTE: Some devices may not be included if you did not order them.

1. Connect the monitor using only one of the following cables:

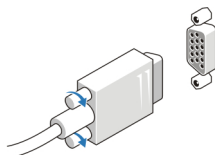


Figure 5. VGA Adapter

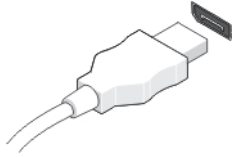


Figure 6. DisplayPort Cable

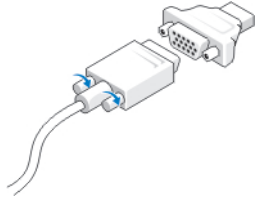


Figure 7. VGA To DisplayPort Adapter

2. Connect the USB keyboard or mouse (optional).



Figure 8. USB Connection

3. Connect the network cable (optional).

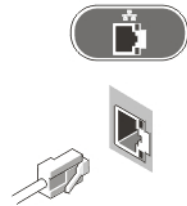


Figure 9. Network Connection

4. Connect the power cable(s).




Figure 10. Connecting Power

5. Press the power buttons on the monitor and the computer.




Figure 11. Turning On Power

Specifications

 **NOTE:** Offerings may vary by region. The following specifications are only those required by law to ship with your computer. For more information regarding the configuration of your computer, click **Start** → **Help and Support** and select the option to view information about your computer.

Power:	
Voltage	100 VAC to 240 VAC
Coin-cell battery	3 V CR2032 lithium coin cell
Wattage:	
Mini-Tower	365 W
Small Form Factor	315 W
Maximum heat dissipation:	
Mini-Tower	1245 BTU/hr
Small Form Factor	1075 BTU/hr

 **NOTE:** Heat dissipation is calculated by using the power supply wattage rating.

Physical	Mini-Tower	Small Form Factor
Height	360.00 mm (14.17 inches)	290.00 mm (11.42 inches)
Width	175.00 mm (6.89 inches)	93.00 mm (3.66 inches)
Depth	417.00 mm (16.42 inches)	312.00 mm (12.28 inches)
Weight (minimum)	9.40 kg (20.72 lb)	6.00 kg (13.23 lb)

Environmental	
Operating Temperature:	5 °C to 35 °C (41 °F to 95 °F)
	5 °C to 45 °C (41 °F to 113 °F) (limited to 65W or lower processor. No discrete graphics card)

Information para NOM (únicamente para México)

The following information is provided on the device described in this document in compliance with the requirements of the official Mexican standards (NOM).

Voltaje de alimentación	100 V CA – 240 V CA
Frecuencia	50 Hz / 60 Hz
Consumo eléctrico	5.0 A / 4.4 A

Finding More Information and Resources

See the safety and regulatory documents that shipped with your computer and the regulatory compliance website at www.dell.com/regulatory_compliance for more information on:

- Safety best practices
- Regulatory certification
- Ergonomics

See www.dell.com for additional information on:

- Warranty
- Terms and Conditions (U.S. only)
- End User License Agreement

Additional information on your product is available at www.dell.com/support/manuals

© 2013 Dell Inc.

Trademarks used in this text: Dell™, the DELL logo, Dell Precision™, Precision ON™, ExpressCharge™, Latitude™, Latitude ON™, OptiPlex™, Vostro™, and Wi-Fi Catcher™ are trademarks of Dell Inc. Intel®, Pentium®, Xeon®, Core™, Atom™, Centrino®, and Celeron® are registered trademarks or trademarks of Intel Corporation in the U.S. and other countries. AMD® is a registered trademark and AMD Opteron™, AMD Phenom™, AMD Sempron™, AMD Athlon™, ATI Radeon™, and ATI FirePro™ are trademarks of Advanced Micro Devices, Inc. Microsoft®, Windows®, MS-DOS®, Windows Vista®, the Windows Vista start button, and Office Outlook® are either trademarks or registered trademarks of Microsoft Corporation in the United States and/or other countries. Blu-ray Disc™ is a trademark owned by the Blu-ray Disc Association (BDA) and licensed for use on discs and players. The Bluetooth® word mark is a registered trademark and owned by the Bluetooth® SIG, Inc. and any use of such mark by Dell Inc. is under license. Wi-Fi® is a registered trademark of Wireless Ethernet Compatibility Alliance, Inc.